



SPAVIDA

WELLNESS
WHIRLPOOL & JACUZZI & SAUNA STEAM



Eco Saving



Best Service

”

Hight Quality



The portable spa

PLEASURE AND MOBILITY IN ONE PIECE

A portable spa is most easily defined as being a spa that is completely mobile. It sits above - or in some cases - below the ground and all the equipment required to run it is contained within the main cabinet.

Portable spas can be placed anywhere inside or - more commonly - outside the home as long as they are on a firm, flat surface such as one made of paving or concrete.

The benefits of owning a hot tub are endless: from family enjoyment to health and relaxation. Let us surprise you with a spa collection that you can adapt to your needs with all our available options and accessories.

We are also introducing our range of swimspas and endless pools, as well as a one person spa, and our already successful overflow spa, which, depending on the configuration, is suitable for both private homes and for public spaces.



Features

QUALITY AND DURABILITY

Genuine Aristech® acrylic spa surfaces allow you to realise your visions in deep, breathtaking colour to fit any decor.

We have chosen a range of colours for your spa which suit the latest trends: modern, elegant shades to blend into the rich tones of nature.

We also appreciate your requirements to keep a clean look and we have a special Aristech® pure white acrylic to offer you.

A selection of colours of weather proof exterior panels will adapt to your surroundings.

Stainless steel structure, ABS base and HD foam are standard in all our spas.

The spa control systems by Balboa® are the result of more than two decades of constant development and incorporation of new technologies. The finger touch digital control panel makes controlling your spa a breeze. Optional WiFi allows you to operate your spa from your mobile device.

SIMPLICITY AND ELEGANCE

We genuinely believe in a collection of spas that does not confuse our clients.

Our spas are simple in design, features and usage. No complications.

EFFICIENCY

Advanced technology working behind the panels of every spa's cabinet ensures safe and efficient spa operation. Every massage pump is specifically designed for the spa, making for an energy efficient, relaxing experience.

RELAXATION FOR LIFE

Relaxation is vital for your health and your wellbeing.

Every seat is dedicated to your body: gentle and relaxing as well as vigorous massages to alleviate your tensions.

Chromotherapy
 Aroma Sensations
 Choice of Stereo System options and combinations
 Balboa® Microsilk
 Waterfall (lit)
 Fountain Jets (lit)
 Lit waterfall headrest
 Corner lights
 UV Sterilizer
 Nordic Insulation
 App with WiFi receiver
 Waterproof TV 19" / 32"
 Spa steps and swimspa steps
 Safety handrail
 Cover lifter
 Spa bar... and more. Askus for details.



Sound Options

A close-up photograph of a white boat's interior. In the center, there is a circular mesh speaker grille with a black plastic cap partially covering it. Below and to the left of the grille, there is a black pop-up speaker cap. The background shows the white curved surface of the boat's hull.

STEREO OPTION I

Mp3/radio system with loudspeakers in skirt panels or acrylic (depending on the model).
USB connection to your mobile device.
Additional subwoofer available upon request.

STEREO OPTION II

Mp3/radio system with pop-up loudspeakers and subwoofer. USB Connection to your mobile device.



Water Care

CLEAN, SPARKLING WATER

Ozonators are standard in all our spas and swimspas. As an option you can also choose a UV lamp system. We supply a water care information guide where we recommend the **usage** of additional spa and water care products.

OZONAIOR

An ozonator injects ozone (O₃) into the plumbing system, sanitises the water, and rapidly degrades into normal oxygen. A 100% natural way to clean spa water, as well as eliminating most oils and lotions.

UV LAMP

Ultra violet light is an effective and automatic sanitiser: it disinfects the water and destroys bacteria, viruses and algae and reduces the amount of water care products necessary to maintain the water of your spa.

Colours



Pure White



White Pearlescent



Gypsum



Summer Sapphire



Midnight Opal



Silver White Marble



Mayan Copper



Oyster Opal




COVERS by CoverChoice



Woven Grey



Light Grey



Dark Grey



White

CABINETS by PanPlus



Woven Brown



Woven Grey



Black

We have a larger selection of cover and cabinet colours upon request.





SPAVIDA







High Quality Spa Insulation

Our standard use 25mm thick skirting insulation and 18-20mm thick hot tub insulation.

In some extremely cold northern European regions, such as Norway, Sweden and Denmark etc, we will add the insulation in the base, and thickening the hot tub insulation from 20mm to 40mm.

The good insulation foam can help your spa work well in the Nordic winter and save more energy.

Stainless Steel Frame & No Leaking Plumbing

SpaVida® use high quality Stainless Steel frame to support the SpaVida® hot tub, which will make the spa more stronger.


SpaVida® fix the pipes with imported blue glue and then tighten with the stainless steel clamp. It has double security to avoid any minor leaking.



No Leaking Plumbing



Quality pipe fittings



QUALITY PIPE FITTINGS

Water Pipe Ball Valves

SpaVida® use ball valves for every pump. Clients no need to drain all the spa water in case the pump got problem.

High Quality Hot Tub Base

SpaVida® use high quality hot tub ABS base, It has waterproof, insect and moth proof functions to better protect the spa.

In some extremely cold northern European regions, we can add the base insulation to keep the water warm.



Model No.

Malibu

CAPACITY



Lounger * 2




Seater * 4



Seating Capacity	6 persons (4 seaters + 2 loungers)
Dimensions	2100 * 2100 * 900mm
Water Capacity	1100 liters
Weight	300 kg dry
Container Load	6sets/20GP; 13sets/40HQ
Acrylic	US Aristech Acrylic
Control System	Balbao Control System
Jets -74pcs (Stainless steel jets)	4 pcs * 4.0 inch Directional Hydromassage jets 14 pcs * 3.5 inch Directional Hydromassage jets 46 pcs * 2.5 inch Directional Hydromassage jets 10 pcs * Air bubble jets
Massage Pump 1	3HP
Massage Pump 2	3HP
Air blower	400W
Circulation Pump	0.35HP
Heater	3KW
Max Power Consumption	8460W
LED Level Light	18 pcs
Underwater Light	1 pc
Insulation	Hot tub insulation 18-20mm thickness Skirting insulation 25mm thickness
Ozone	Yes
Filter	Yes
ABS Base	Yes
Support Frame	Stainless Steel

STANDARD SPA SHELL COLORS



White

White Pearlescent

Silver Marble

Gypsum

Oyster Opal

Summer Sapphire

Midnight Opal

Tuscan Sun

STANDARD CABINET



Woven Brown 03#

Woven Grey 04#

Black 05#

OPTIONAL CABINET



Brown 03Y#

Grey 04Y#

Black 05Y#

OPTIONAL COVER



Brown 1008#

Grey 1009#

Black 1201#


SPA OPTIONS




Insulation Cover



Step



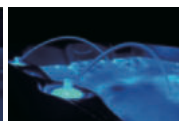
Skirting Strip Light



Pillow Waterfall



LED Waterfall



LED Fountain



LED Jets



LED Valve & Speaker



Corner Light

BALBOA
water group

ARISTECH
ACRYLICS

GECKO

Lucite SPA

CE

Model No.

Rome

CAPACITY



Lounger * 2


Seater * 3



SPAVIDA

Seating Capacity	5 persons (3 seaters + 2 loungers)
Dimensions	2200 * 2200 * 920mm
Water Capacity	1200 liters
Weight	350 kg dry
Container Load	6 sets/20GP; 12 sets/40HQ
Acrylic	US Aristech Acrylic
Control System	Balbao Control System
Jets - 70pcs (Stainless steel jets)	1 pcs * 5.0 inch Volcano jets 14 pcs * 3.5 inch Directional Hydromassage jets 3 pcs * 3.5 inch Double Rotating jets 4 pcs * 2.5 inch Directional Hydromassage jets 8 pcs * 2.5 inch Double Rotating jets 28 pcs * 2.0 inch Directional Hydromassage jets 12 pcs * Air bubble jets
Massage Pump 1	2.5HP
Massage Pump 2	2.5HP
Massage Pump 3	2HP
Air Blower	700W
Circulation Pump	0.35HP
Heater	3KW
Max Power Consumption	9150W
LED Level Light	21 pcs
Insulation	Hot tub insulation 18-20mm thickness Skirting insulation 25mm thickness
Ozone	Yes
Filter	Yes
ABS Base	Yes
Support Frame	Stainless Steel

STANDARD SPA SHELL COLORS



White

White Pearlescent

Silver Marble

Gypsum

Oyster Opal

Summer Sapphire

Midnight Opal

Tuscan Sun

STANDARD CABINET



Woven Brown 03#

Woven Grey 04#

Black 05#

OPTIONAL CABINET



Brown 03Y#

Grey 04Y#

Black 05Y#

OPTIONAL COVER



Brown 1008#

Grey 1009#

Black 1201#

SPA OPTIONS



Insulation Cover

Step

Skirting Strip Light

Pillow Waterfall

LED Waterfall

LED Fountain

LED Jets

LED Valve & Speaker

Corner Light

BALBOA
water group

ARISTECH
ACRYLICS

GECKO

Lucite SPA

CE

Model No.

Malta

SPAVIDA

CAPACITY




Seater * 7



Seating Capacity	7 persons
Dimensions	2240 * 2240 * 900mm
Water Capacity	1200 liters
Weight	350 kg dry
Container Load	5sets/20GP; 12sets/40HQ
Acrylic	US Aristech Acrylic
Control System	Balbao Control System
Jets -81pcs (Stainless steel jets)	1 pcs * 5.0 inch Directional Hydromassage jets 6 pcs * 3.5 inch Directional Hydromassage jets 60 pcs * 2 inch Directional Hydromassage jets 14 pcs * Air bubble jets
Massage Pump 1	3HP
Massage Pump 2	3HP
Air blower	400W
Circulation Pump	0.35HP
Heater	3KW
Max Power Consumption	8050W
LED Level Light	15 pcs
Underwater Light	-
Insulation	Hot tub insulation 18-20mm thickness Skirting insulation 25mm thickness
Ozone	Yes
Filter	Yes
ABS Base	Yes
Support Frame	Stainless Steel

STANDARD SPA SHELL COLORS



White White Pearlescent Silver Marble Gypsum Oyster Opal Summer Sapphire Midnight Opal Tuscan Sun

STANDARD CANIBET



Woven Brown 03# Woven Grey 04# Black 05#

OPTIONAL CABINET



Brown 03Y# Grey 04Y# Black 05Y#

OPTIONAL COVER



Brown 1008# Grey 1009# Black 1201#


SPA OPTIONS




Insulation Cover



Step



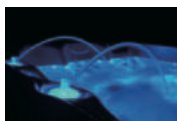
Skirting Strip Light



Pillow Waterfall



LED Waterfall




LED Fountain



LED Jets



LED Valve & Speaker



Corner Light

BALBOA
water group

ARISTECH
ACRYLICS
A Brand of Aristech Surfaces LLC

GECKO

Lucite SPA

CE

Model No.

Las Vegas

CAPACITY



Lounger * 2


Seater * 3



SPAVIDA

Seating Capacity	5 persons (3 seaters + 2 loungers)
Dimensions	2000 * 2000 * 830mm
Water Capacity	1000 liters
Weight	280 kg dry
Container Load	6 sets/20GP; 14 sets/40HQ
Acrylic	US Aristech Acrylic
Control System	Balboa Control System
Jets - 72pcs (Stainless steel jets)	9 pcs * 3.0 inch Directional Hydromassage jets 53 pcs * 1.0 inch Directional Hydromassage jets 10 pcs * Air bubble jets
Massage Pump 1	2.0HP
Massage Pump 2	2.0HP
Air Blower	400W
Circulation Pump	0.35HP
Heater	3KW
Max Power Consumption	6650W
LED Level Light	16 pcs
Insulation	Hot tub insulation 18mm thickness
LED Drink Holder	2 pcs
10 inch LED Waterfall	1 set
LED Fountain	6 pcs
Bluetooth & Speaker	Yes
Ozone	Yes
Filter	Yes
ABS Base	Yes
Support Frame	Stainless Steel

STANDARD SPA SHELL COLORS



White

White Pearllescent

Silver Marble

Gypsum

Oyster Opal

Summer Sapphire

Midnight Opal

Tuscan Sun

STANDARD CABINET



Woven Brown 03#

Woven Grey 04#

Black 05#

OPTIONAL CABINET



Brown 03Y#

Grey 04Y#

Black 05Y#

OPTIONAL COVER



Brown 1008#

Grey 1009#

Black 1201#


SPA OPTIONS



Insulation Cover



Step



Skirting Strip Light



Pillow Waterfall




LED Waterfall



LED Fountain



LED Jets



LED Valve & Speaker



Corner Light



BALBOA
water group

ARISTECH
ACRYLICS

GECKO

Lucite SPA

CE

Model No.

Milan


SPAVIDA

CAPACITY




Lounger * 2

Seater * 4



Seating Capacity	6 persons (4 seaters + 2 loungers)
Dimensions	2500 * 2300 * 950mm
Water Capacity	1200 liters
Weight	450 kg dry
Container Load	4 sets/20GP; 8 sets/40HQ
Acrylic	US Aristech Acrylic
Control System	Balboa Control System
Jets - 116 pcs (Stainless steel jets)	1 pcs * 5.0 inch Volcano jets 13 pcs * 3.5 inch Directional Hydromassage jets 2 pcs * 2.5 inch Double Rotating jets 78 pcs * 2.0 inch Directional Hydromassage jets 22 pcs * Air bubble jets
Massage Pump 1	3HP
Massage Pump 2	3HP
Massage Pump 3	2.5HP
Air Blower	900W
Circulation Pump	0.35HP
Heater	3KW
Max Power Consumption	10150W
LED Level Light	23 pcs
Insulation	Hot tub insulation 18-20mm thickness Skirting insulation 25mm thickness
Ozone	Yes
Filter	Yes
ABS Base	Yes
Support Frame	Stainless Steel

STANDARD SPA SHELL COLORS




White White Pearlescent Silver Marble Gypsum Oyster Opal Summer Sapphire Midnight Opal Tuscan Sun

STANDARD CABINET



Woven Brown 03# Woven Grey 04# Black 05#

OPTIONAL CABINET



Brown 03Y# Grey 04Y# Black 05Y#

OPTIONAL COVER



Brown 1008# Grey 1009# Black 1201#


SPA OPTIONS



Insulation Cover



Step



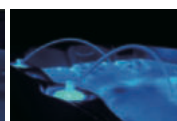
Skirting Strip Light



Pillow Waterfall



LED Waterfall



LED Fountain



LED Jets



LED Valve & Speaker



Corner Light

BALBOA
water group

ARISTECH
ACRYLICS

GECKO

Lucite SPA

CE

Model No.

Berlin

CAPACITY



6



Lounger * 1




Seater * 5



Seating Capacity	6 persons (5 seaters + 1 loungers)
Dimensions	2200 * 2200 * 900mm
Water Capacity	1200 liters
Weight	350 kg dry
Container Load	6 sets/20GP; 13 sets/40HQ
Acrylic	US Aristech Acrylic
Control System	Balbao Control System
Jets - 112pcs (Stainless steel jets)	1 pcs * 5.0 inch Volcano jets 1 pcs * 5.0 inch Double Rotating jets 9 pcs * 3.5 inch Directional Hydromassage jets 7 pcs * 3.5 inch Double Rotating jets 28 pcs * 2.5 inch Directional Hydromassage jets 13 pcs * 2.5 inch Double Rotating jets 35 pcs * 2.0 inch Directional Hydromassage jets 18 pcs * Air bubble jets
Massage Pump 1	3HP
Massage Pump 2	3HP
Massage Pump 3	2.5HP
Air Blower	700W
Circulation Pump	0.35HP
Heater	3KW
Max Power Consumption	10200W
LED Level Light	18 pcs
Insulation	Hot tub insulation 18-20mm thickness Skirting insulation 25mm thickness
Ozone	Yes
Filter	Yes
ABS Base	Yes
Support Frame	Stainless Steel

STANDARD SPA SHELL COLORS



White

White Pearlescent

Silver Marble

Gypsum

Oyster Opal

Summer Sapphire

Midnight Opal

Tuscan Sun

STANDARD CABINET



Woven Brown 03#

Woven Grey 04#

Black 05#

OPTIONAL CABINET



Brown 03Y#

Grey 04Y#

Black 05Y#

OPTIONAL COVER



Brown 1008#

Grey 1009#

Black 1201#

SPA OPTIONS



Insulation Cover

Step

Skirting Strip Light

Pillow Waterfall

LED Waterfall

LED Fountain

LED Jets

LED Valve & Speaker

Corner Light

BALBOA
water group

ARISTECH
ACRYLICS

GECKO

Lucite SPA

CE

Model No.

Brisbane

SPAVIDA

CAPACITY




Lounger * 2

Seater * 3



Seating Capacity	5 persons (3 seaters + 2 loungers)
Dimensions	2100 * 2100 * 830mm
Water Capacity	1100 liters
Weight	300 kg dry
Container Load	6sets/20GP; 13sets/40HQ
Acrylic	US Aristech Acrylic
Control System	Balbao Control System
Jets -81pcs (Stainless steel jets)	9 pcs * 5.0 inch Directional Hydromassage jets 8 pcs * 3.5 inch Directional Hydromassage jets 24 pcs * 2 inch Directional Hydromassage jets 10 pcs * Air bubble jets
Massage Pump 1	3HP (2-SPEED)
Air blower	400W
Circulation Pump	0.35HP
Heater	3KW
Max Power Consumption	6663W
LED Level Light	19 pcs
Underwater Light	-
Insulation	Hot tub insulation 18-20mm thickness Skirting insulation 25mm thickness
Ozone	Yes
Filter	Yes
ABS Base	Yes
Support Frame	Stainless Steel

STANDARD SPA SHELL COLORS



White White Pearlescent Silver Marble Gypsum Oyster Opal Summer Sapphire Midnight Opal Tuscan Sun

STANDARD CABINET




Woven Brown 03# Woven Grey 04# Black 05#

OPTIONAL CABINET



Brown 03Y# Grey 04Y# Black 05Y#

OPTIONAL COVER



Brown 1008# Grey 1009# Black 1201#


SPA OPTIONS



Insulation Cover



Step



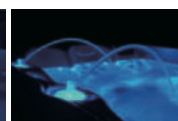
Skirting Strip Light



Pillow Waterfall




LED Waterfall



LED Fountain



LED Jets



LED Valve & Speaker



Corner Light

BALBOA
water group

ARISTECH
ACRYLICS
A Brand of Aristech Surfaces LLC

GECKO

Lucite SPA

CE

SPAVIDA

Double-layer tin-foil insulation can prevent spa body heat from running off and isolate reflect the cold coming from the snow on the ground at the same time. The 38mm thick high-density 25kg/m³ PE Foam together with the double-layer 3mm thick tin-foil insulation, make the overall bottom insulation reach 44mm thickness.



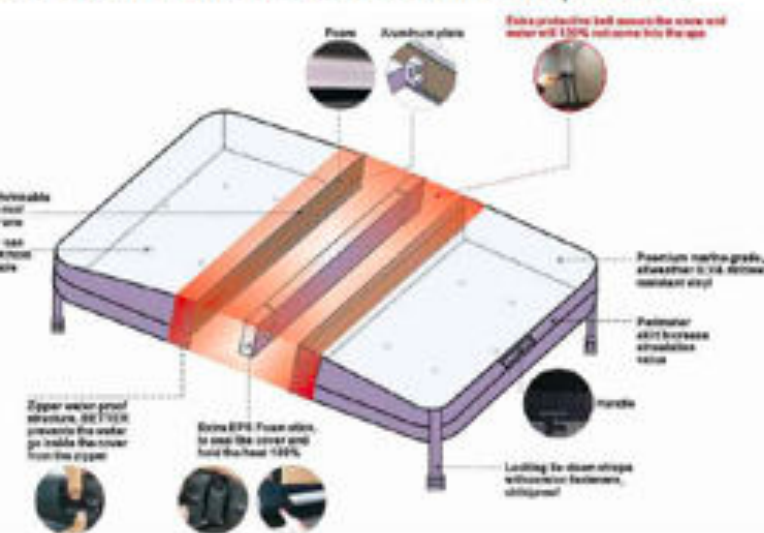
The draught-proofing design around the cabinet can not only maximally reflect and keep the spa water temperature, but also reflect the heat generated by the electric appliance into the spa water to reach best heat preservation and energy conservation effect.




SPAVIDA

There are 5 effective ways to insulate your spa, which can significantly reduce heat loss while lowering your heating bills.

1. 10-15cm Extra thickness insulation spa cover



2. Spa body insulation



BALBOA

Hot tub master has strong ties with market leading equipment suppliers so that we can promise that you are getting the best of the best from our hot tubs.

With industry-approved control systems from Balboa in California enabling you to control all of the different spa functions such as water temperature, pumps, lighting etc.



US BALBOA

ARISTECH

Aristech Acrylics is the leading provider of acrylic sheets to hot tub and bath industry for almost 50 years.

They have been able to maintain market leadership through the continued focus on delivering innovative solutions.



US ARISTECH

LX PUMP

THE BEST BRAND IN CHINA



The low noise and long lifetime stable pump



With CE/ROHS/ETL/TUV Certificate



At least 3 years warranty



LX Water Pump